

# J80 Jalapeño Checklist

## Before Sailing:

Empty DryZAire product water and refill with crystals



Check/Empty Bilges. Transfer water from behind aft bulkhead, under cockpit and at mast step to main bilge if necessary.




## After Sailing:

Tightly furl Jib, Trim sheets taught so they can't chafe cabin top



Ease Outhaul. Attach main halyard to boom end as Boom Topping Lift.



# J80 Jalapeño Checklist

Flake and Tie main. Ensure slugs go through mast slot insert and insert stays centered in mast slot.



Attach to mooring ball. Bow line from foredeck padeye, through fairlead, through thimble on pendant, through opposite fairlead, and tie bowline around foredeck padeye. Ensure all lines are lead fair.



Flake and hang all control lines.



Ease Backstay

Cover Winches



Cover Main, Coil and Hang Main Sheet. Hang traveler control line.





# J80 Jalapeño Checklist

Jib Sheet and Backstay Control line tails in mesh bags  
Engine tilted up and security cable locked to stern rail.



Add fuel if less than ½ full. Fuel Vent Closed  
Hang Ignition Stop lanyard from companionway latch split-ring.



Coil and stow mooring lines with cow hitches



Cover tiller and lash to center with clove hitch and rolling hitch



Put Winch Handles in Cabin



# J80 Jalapeño Checklist

Stow Fenders Below



Check/Empty Bilges. Transfer water from behind aft bulkhead, under cockpit and at mast step to main bilge if necessary.



Scrub Deck and cockpit with soap and water



Wipe solar panel with sponge and water



Sweep up and wipe cabin with soap and water. Put away and tidy cabin. Pack out all trash



Empty DryZAire product water and refill with crystals





# J80 Jalapeño Checklist

Turn off VHF and plug into USB




Foredeck hatch closed and locked.



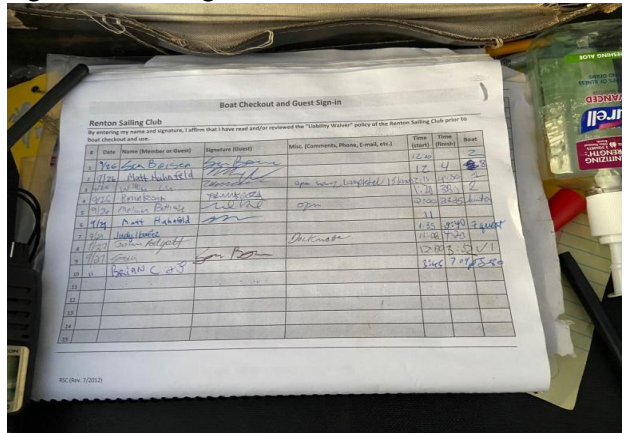
Check Battery Voltage. Note maintenance form if less than 12 volts



Lock Companionway



Sign back into logbook.



Running lights off



Anything Broken you couldn't fix? Note maintenance issue form at [RentonSailing.org](http://RentonSailing.org) > Sail > Maintenance Issue